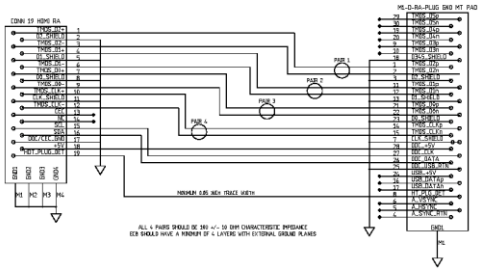
CONN 19 HDMI RA
M1-D-RA-PLUG SKD MT PAD
PAIR 1
PAIR 2
PAIR 3
PAIR 4
MINIMUM 0.05 INCH TRACE WIDTH
ALL 4 PAIRS SHOULD BE 90 +/- 10 OHM CHARACTERISTIC IMPEDANCE
ECB SHOULD HAVE A MINIMUM OF 4 LAYERS WITH EXTERNAL GROUND PLANES

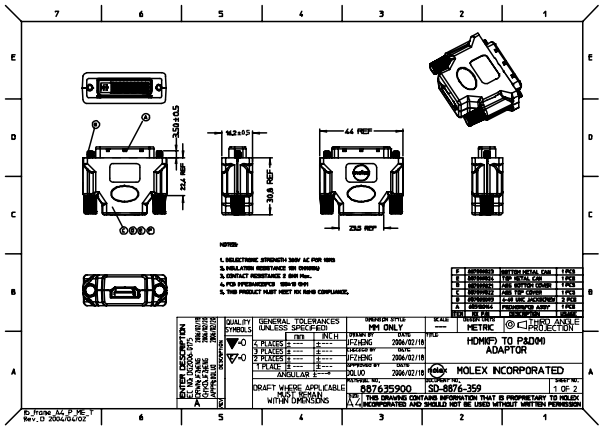
3.50±0.15
22.4 REF
14.2±0.5
30.8 REF
44 REF
23.5 REF
NOTES:
1. DIELECTRIC STRENGTH 300V AC FOR 1MIN
2. INSULATION RESISTANCE 1M OHMMIN
3. CONTACT RESISTANCE 2 OHM MAX.
4. PCB THICKNESS:1.6±0.10 MM
5. THIS PRODUCT MUST MEET EU ROHS COMPLIANCE.
GENERAL TOLERANCES (UNLESS SPECIFIED)
MM ONLY
METRIC
THIRD ANGLE PROJECTION
HDMI(F) TO P&D(M) ADAPTOR
MOLEX INCORPORATED
88763-5900
SD-8876-359
1 OF 2
DRAFT WHERE APPLICABLE MUST BE WITHIN DIMENSIONS
THIS DRAWING CONTAINS INFORMATION THAT IS PROPRIETARY TO MOLEX INCORPORATED AND SHOULD NOT BE USED WITHOUT WRITTEN PERMISSION

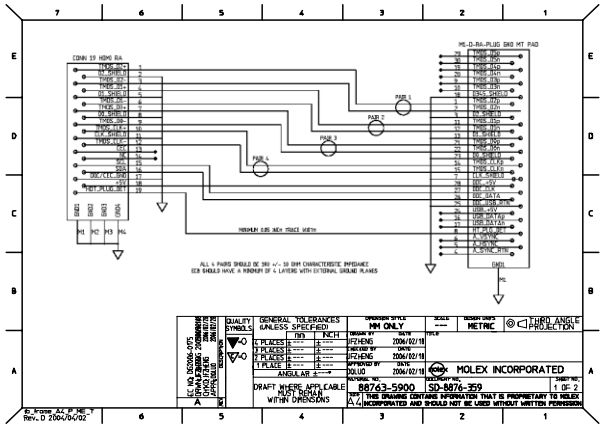
CONN 19 HDMI RA
M1-D-RA-PLUG SKD MT PAD
PAIR 1
PAIR 2
PAIR 3
PAIR 4
MINIMUM 0.05 INCH TRACE WIDTH
ALL 4 PAIRS SHOULD BE 90 +/- 10 OHM CHARACTERISTIC IMPEDANCE
ECB SHOULD HAVE A MINIMUM OF 4 LAYERS WITH EXTERNAL GROUND PLANES
GENERAL TOLERANCES (UNLESS SPECIFIED)
MM ONLY
METRIC
THIRD ANGLE PROJECTION
MOLEX INCORPORATED
88763-5900
SD-8876-359
1 OF 2
DRAFT WHERE APPLICABLE MUST BE WITHIN DIMENSIONS
THIS DRAWING CONTAINS INFORMATION THAT IS PROPRIETARY TO MOLEX INCORPORATED AND SHOULD NOT BE USED WITHOUT WRITTEN PERMISSION

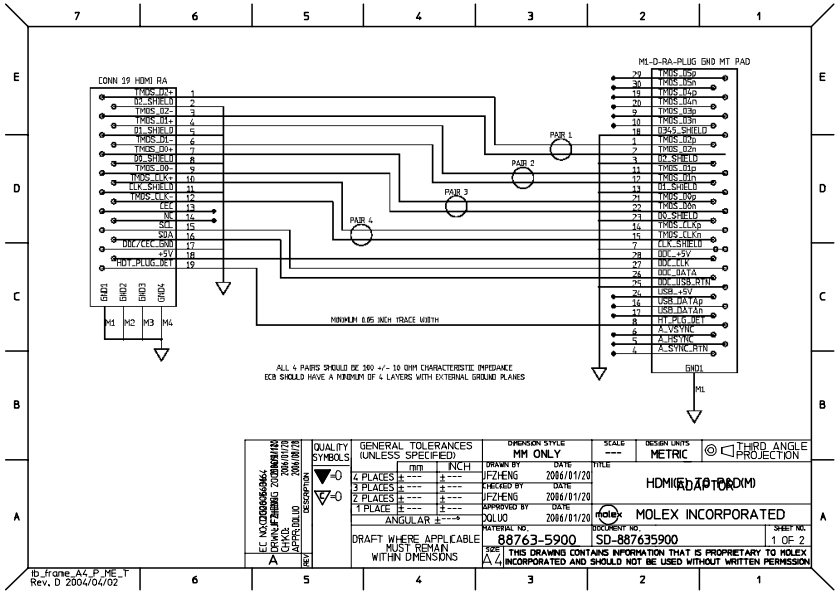
CONN 19 HDMI RA
TMDS_D2+
D2_SHIELD
TMDS_D2-
TMDS_D1+
D1_SHIELD
TMDS_D1-
TMDS_D0+
D0_SHIELD
TMDS_D0-
TMDS_CLK+
CLK_SHIELD
TMDS_CLK-
CEC
NC
SCL
SDA
DDC/CEC_GND
+5V
HDT_PLUG_DET
GND1
GND2
GND3
GND4
M1
M2
M3
M4
PAIR 1
PAIR 2
PAIR 3
PAIR 4
MINIMUM 0.05 INCH TRACE WIDTH
ALL 4 PAIRS SHOULD BE 100 +/- 10 OHM CHARACTERISTIC IMPEDANCE.
ECB SHOULD HAVE A MINIMUM OF 4 LAYERS WITH EXTERNAL GROUND PLANES
M1-D-RA-PLUG GND MT PAD
TMDS_D2p
TMDS_D2n
D2_SHIELD
TMDS_D1p
TMDS_D1n
D1_SHIELD
TMDS_D0p
TMDS_D0n
D0_SHIELD
TMDS_CLKp
TMDS_CLKn
CLK_SHIELD
DDC_+5V
DDC_CLK
DDC_DATA
DDC_USB_RTN
USB_+5V
USB_DATAp
USB_DATAn
HT_PLG_DET
A_VSYNC
A_HSYNC
A_SYNC_RTN
GND1
M1
QUALITY SYMBOLS
GENERAL TOLERANCES (UNLESS SPECIFIED)
mm INCH
4 PLACES ± --- ± ---
3 PLACES ± --- ± ---
2 PLACES ± --- ± ---
1 PLACE ± --- ± ---
ANGULAR ± ---°
DRAFT WHERE APPLICABLE MUST REMAIN WITHIN DIMENSIONS
DIMENSION STYLE MM ONLY
SCALE ---
DESIGN UNITS METRIC
THIRD ANGLE PROJECTION
DRAWN BY JFZHENG 2006/01/20
CHECKED BY JFZHENG 2006/01/20
APPROVED BY DQLUO 2006/01/20
TITLE HDMI(F) TO P&D(M) ADAPTOR
MOLEX INCORPORATED
MATERIAL NO. 88763-5900
DOCUMENT NO. SD-887635900
SHEET NO. 1 OF 2
SIZE A4
THIS DRAWING CONTAINS INFORMATION THAT IS PROPRIETARY TO MOLEX INCORPORATED AND SHOULD NOT BE USED WITHOUT WRITTEN PERMISSION
EC NO. CD020506-0964
DRAWN JFZHENG 2006/01/20
CHKD JFZHENG 2006/01/20
APPRD DQLUO 2006/01/20
REV A
DESCRIPTION
tb_frame_A4_P_ME_T
Rev. D 2004/04/02

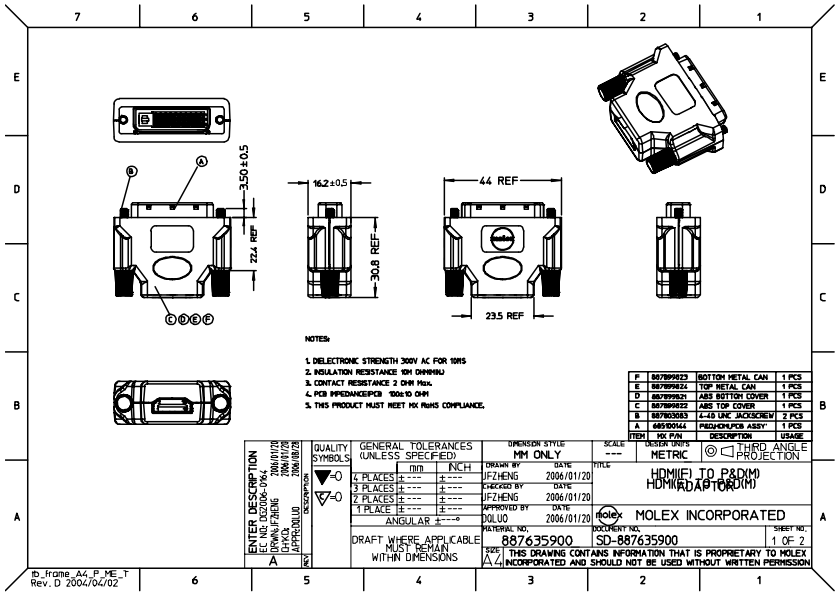
A
B
C D E F
3.50±0.5
22.4 REF
16.2±0.5
30.8 REF
44 REF
23.5 REF
NOTES:
1. DELECTRONIC STRENGTH 300V AC FOR 1MIS
2. INSULATION RESISTANCE 10M OHMMIN
3. CONTACT RESISTANCE 2 OHM Max.
4. PCB IMPEDANCE/PCB 100±10 OHM
5. THIS PRODUCT MUST MEET MX RoHS COMPLIANCE.
F 887899823 BOTTOM METAL CAN 1 PCS
E 887899824 TOP METAL CAN 1 PCS
D 887899821 ABS BOTTOM COVER 1 PCS
C 887899822 ABS TOP COVER 1 PCS
B 887803053 4-40 UNC JACKSCREW 2 PCS
A 68570014 PRE/CHK/PCB ASSY 1 PCS
ITEM MX P/N DESCRIPTION USAGE
QUALITY SYMBOLS
GENERAL TOLERANCES (UNLESS SPECIFIED)
mm INCH
4 PLACES ± --- ± ---
3 PLACES ± --- ± ---
2 PLACES ± --- ± ---
1 PLACE ± --- ± ---
ANGULAR ± ---°
DRAFT WHERE APPLICABLE MUST REMAIN WITHIN DIMENSIONS
DIMENSION STYLE MM ONLY
SCALE ---
DESIGN UNITS METRIC
THIRD ANGLE PROJECTION
DRAWN BY JFZHENG 2006/01/20
CHECKED BY JFZHENG 2006/01/20
APPROVED BY DQLUO 2006/01/20
TITLE HDMI(F) TO P&D(M) ADAPTOR
MOLEX INCORPORATED
MATERIAL NO. 887635900
DOCUMENT NO. SD-887635900
SHEET NO. 1 OF 2
SIZE A4
THIS DRAWING CONTAINS INFORMATION THAT IS PROPRIETARY TO MOLEX INCORPORATED AND SHOULD NOT BE USED WITHOUT WRITTEN PERMISSION
ENTER DESCRIPTION
EC NO. CD020506-0964
DRAWN JFZHENG 2006/01/20
CHKD JFZHENG 2006/01/20
APPRD DQLUO 2006/01/20
REV A
DESCRIPTION
tb_frame_A4_P_ME_T
Rev. D 2004/04/02